

Holmer Green Senior School

# Parents' Information Evening - Exams

Summer 2026

## Aims



Schedule and Revision



Logistics




Sports Hall Zoning

We have three main aims this evening:


1. To talk you through the schedule and revision plan
2. To outline the logistics of entering and exiting the exams
3. To show you what the exams hall looks like

There will be time for questions too.

## Exam Schedule



Tuesday 2nd June  
2026



Friday 26th June  
2026

The Year 10 exam timetable is running from the dates shown on this slide.

They will run in tandem with the GCSE exams

## Preparing for Exams



Morning Intervention



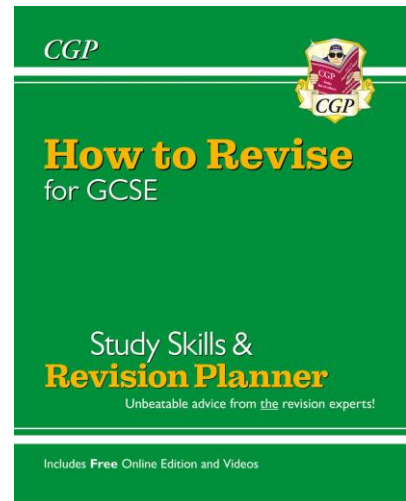
After school interventions



Revision at home



Study Hall



Students will soon start morning intervention during form time. They will be placed in a subject based on individual need. These sessions will include Maths, English, RS and Science lessons

After school interventions have started for Year 10 in some subjects. We run intervention every night of the week across Year 11.

Students should be revising at home – they will receive a copy of the book on this slide to support them. It outlines lots of approaches that they could use, alongside space in the back to produce their own revision timetables

We will also be running a silent study hall in the dining room after school. If any child wants somewhere to work independently separate to homework club, they are welcome to take part.

## Aims



Schedule and Revision




Logistics



Sports Hall Zoning

Aim one complete

## Timings



Session	Start time	Lined-up by
Morning	9:00	<b>8:45</b>
Afternoon	13:00	<b>12:45</b>

Two exams sessions each day.

Exams should start at 9:00am and at 1:00pm. We are very adept at getting students in on time, despite having over 280 of them in some exams.

Your son/daughter will line up outside the Sports Hall/in a classroom at the times show in red.

## The day/night before

Exam timetable



Start time



Subject content



Seat number

Organise



Clear pencil case



Lesson materials

Get some rest



The routines put in place the night before each exams are very important.

Students should check their exam timetable so that they are aware of the subject content and time of their exam. They should also memorise their seating number for each exam

They should organise their equipment ready for the exam, making sure they have a clear plastic pencil case with the required equipment – including a calculator

Rest is also important – cramming until 2am is not good. Getting a good night's sleep is far better



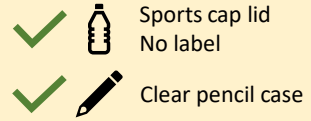

The equipment your son/daughter needs is on the screen.

Student should have a pencil case and it must be clear. They should have black pens and pencils. They should have mathematics equipment and a working calculator.

Please audit this material at home prior to the exams so that the stress of being unprepared is alleviated. We can support here when necessary.

## On the day – before entering the exam hall


Belongings



Sports cap lid  
No label

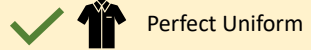
Clear pencil case

Line up



Silent

Seat Order



Perfect Uniform

Before students enter the exam hall, they are asked to place their belongings in a locked cage. This includes coats, bags and all unauthorised items (watches, phone lockers, etc.).

They then line up in seat order number in silence and immaculate uniform. They are checked with a metal detector prior to entry to safeguard against taking in unauthorised items.

## On the day – before entering the exam hall



Here are some examples of water bottles that will not be allowed during the exam period. The left hand side may be frosted or clear but with any form of writing on it can not be accepted. This is down to JCQ regulations and something that we as a school must enforce.

The ones on the right of the screen that are metal or have any form of measurements on it are also not allowed as per the rules from JCQ. If these are seen in the exam hall they will be taken and put to one side and returned at the end of the exam.






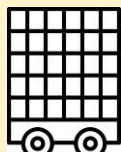









## On the day – before entering the exam hall



Here are some examples of clear plastic water bottles.

If it does not have a sport cap, it will be allowed in but must be placed on the floor. Only those with a sports lid will be allowed to sit on the desk but again it must be clear with no label or writing of any kind.

## On the day - leaving the exam hall

Silence		  Row-by-row   Outside door	
Belongings		     	
Destination		 Dining room – typical for whole cohort exams  Lessons – typical for smaller cohort exams	

At the end of the exam, silence is still required. There may be other, lengthier exams taking place. Some students have extra time too.

Students will be dismissed row-by-row, making their way to the cages to collect their belongings.

Once they are reunited with their belongings, students should then make their way to their next destination – back to lessons or into the dining room

## Aims



Schedule and Revision



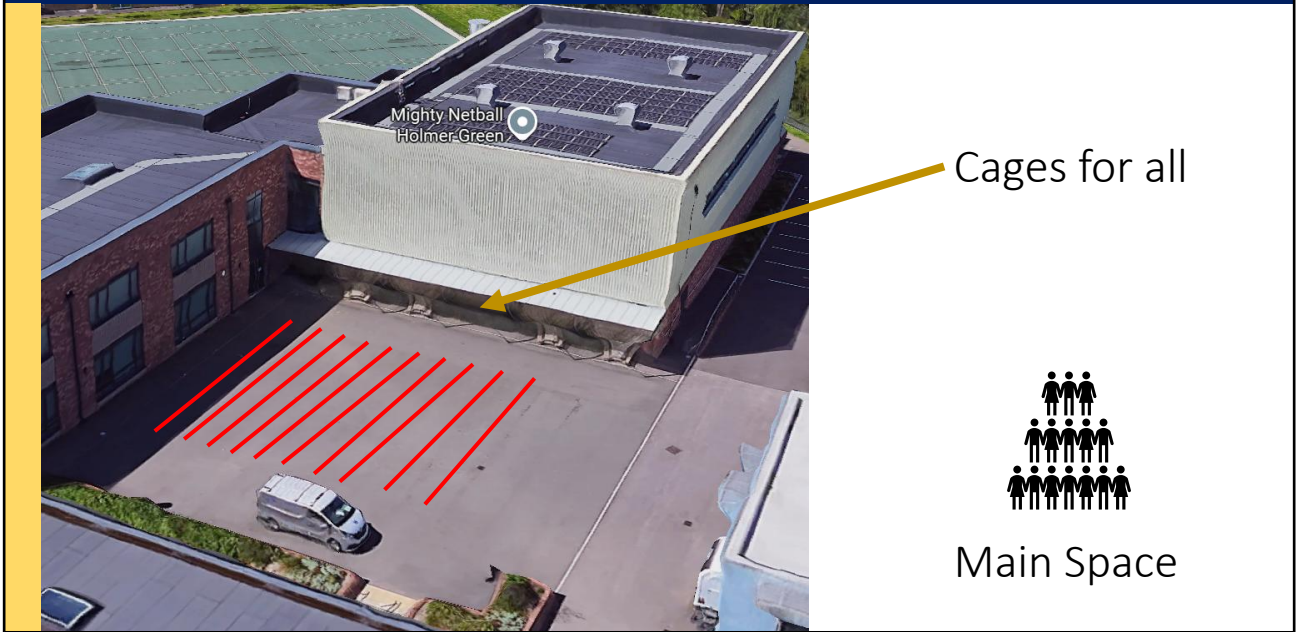
Logistics



Sports Hall Zoning


Aim two done

# Line Up



Students in the main zone will be asked to line up outside the Sports Hall

## On the day – entering the exam hall ZONES



Main Space

This is the main zone of the main hall where the majority of students will sit their exams.

## Line Up



PC/Quiet Zone

Cages for all



Students using PCs or in the Quiet Zone will be asked to line up in PE1


## On the day – entering the exam hall ZONES



Laptops

This space is used by the students who have PC access arrangements

## On the day – entering the exam hall ZONES



Quiet zone

This space is used by students who would have worked in a small room setting previously.

All exams, regardless of zone, start and end at the same time.

All zones allow for the provision of all exam access arrangements

## During the exam – toilets/rest breaks



- Medical exemptions only
- No access to toilets for anyone else at any time



- Usual way of working
- One student at a time

During the exam we have a registered list of those who are medically able to use the toilet during exam – for anyone else it's a firm no.

Rest breaks work the same way as they have for class and previous exam hall mocks. This is typically no longer than 5 mins per hour. So a student has a 2-hour exam for example, that's one rest break per hour. However if it's a 90 min exam there will be one rest break awarded.

This happens one student at a time as they will need to leave their allocated Zone with an invigilator

Time spent in the toilet, or on a rest break, gets added on to the end of the exam.

## Aims



Schedule and Revision



Logistics



Sports Hall Zoning

Aim three done



# Questions

Please send questions to either:

Mr Wooller - [woollera@holmer.org.uk](mailto:woollera@holmer.org.uk)

Mrs Towers – [towers@holmer.org.uk](mailto:towers@holmer.org.uk)

Mrs Foster – [foster@holmer.org.uk](mailto:foster@holmer.org.uk)

Mr Zacharek – [zachareka@holmer.org.uk](mailto:zachareka@holmer.org.uk)

Holmer Green Senior School

# Parents Information Evening - Exams

Summer 2026